

EAST TEXAS ORNAMENTAL PLANT EVALUATIONS

BRENT PEMBERTON, PROFESSOR

Texas AgriLife Research and Extension Center

b-pemberton@tamu.edu

Table of Contents

	Page
Labor Day Report 2010	2
Begonia (Shade)	5
Begonia (Sun)	7
Coleus (Shade)	9
Coleus (Sun)	11
Euphorbia	13
Geranium	15
Gomphrena	19
Impatiens, New Guinea	21
Impatiens, Sun	22
Impatiens, Standard	23
Ipomea	24
Lantana	26
Lobularia	27
Marigold	29
Miscellaneous (Shade)	31
Includes: Reiger Begonia, Bracteantha, and Mandevilla	
Miscellaneous (Sun)	33
Includes: Ageratum, Angelonia, Anisodonteia, Basil, Celosia, Gaillardia, Helenium, Iberis, Juncus, Laurentia, Lavender, Leucanthemum, Lysimachia, Melampodium, Nierembergia, Ornamental Pepper, Penstemon, Standard Petunia, Phlox, Rhodanthemum, Sanvitalia, Scabiosa, Alcea, Bracteantha, Chrysocephalum, Dianthus, Echinacea, Hibiscus, Mandevilla, Pennisetum, Ortulaca, Salvia, Scaevola, Hypericum, and Oenothera	
Napier Grass	39
Petunia, Trailing or Mounded Upright	41
Rudbeckia	45
Verbena	46
Vinca	47
Zinnia	49
Container (Sun)	50
Container (Partial Shade)	54
Container (Shade)	58

THE LABOR DAY REPORT 2010
Summer Survivors
East Texas Ornamental Plant Evaluations

H. Brent Pemberton, Professor
Texas AgriLife Research, Texas A&M University System
Texas AgriLife Research and Extension Center
P.O. Box 200, Overton, Texas 57684
b-pemberton@tamu.edu
<http://flowers.tamu.edu/>

The time has come to report on what survived through Labor Day 2010, my favorite time of the year to look at the Summer Trials to see what has not only survived, but has thrived in the heat of our humid subtropical climate. A lot of entries look great at our Field Day in June, but don't make it to the dog days of late summer. Weather wise, this was a really tough summer for us. We had mild conditions during planting in late April and early May, but late May turned out to be very warm. June was hot until late in the month when we started a warm, wet period that stretched into early July. Late July took us back to the frying pan with August being very hot and dry. Though we didn't have a lot of record high temperatures, the length of the heat was pretty brutal. Weather details can be seen at <http://etweather.tamu.edu/>. More information on how we perform the trials can be found at http://flowers.tamu.edu/files/2010/08/hortech11_3.pdf.

Napier Grass was a big part of the evaluations this year. Princess Caroline (University of Georgia) and Vertigo (Proven Winners) were as nice as Princess (University of Georgia), but with less leaf spot and grasshopper damage. Princess Molly had the smallest stature, a very useful trait for this group, but had more grasshopper damage. When planted in the Demonstration Garden instead of the field, the lack of grasshopper pressure really allowed it to shine. The experimentals were all quite nice with heights ranging from about 3 to 8 feet. I think that this group of plants has unlimited potential for landscapes here. We will continue testing them and have left them in the ground to look at hardiness. A hardy purple fountain grass without flowers would be a great thing for landscapes in this part of the country.

Begonias were interesting and very nice this year. In the shade, Emperor Pink (Sakata) and Monza Blush (Takii) started early and ended strong for an outstanding season. The Big series (Benary), the Cocktail series (Benary), and several of the Emperor series (Sakata) were a little slower to come into full flower, but exhibited strong performance through the rest of the season. In the sun, the story was a bit different. For many years, Stara Pink (Floranova) and Stara White (Floranova) have been the only begonias standing in the full sun trial and this year was no exception. Every replication of these two stalwarts did well in full sun. The Big series (Benary) hung in there until giving up in August. A begonia has to have this kind of vigor in order to survive the summer in full sun here.

Coleus are great in the sun and shade. In the shade, Henna (Ball FloraPlant) and ColorBlaze Royal Glissade (Proven Winners) started strong and held up all season. Rebel Rouser (Proven Winners) showed excellent heat tolerance, especially for a yellow-green leaf type. In the sun, Rebel Rouser (Proven Winners) really showed its stuff. A little bit of flowering, but really held up well in the sun despite a leaf color that usually fades under these conditions.

The white Euphorbias did well as a group in the heat this year. White Manaus (GroLink) was the most vigorous of the group and was outstanding. The Breathless series (Ball FloraPlant) and Hip Hop (GroLink) were a little bit slower coming into full flower, but exhibited strong performance. Silver Fog (Dummen) was smaller than the rest and would probably be best used in containers. This group will be promoted as Baby's Breath Euphorbias in our Texas Superstar® program (www.Texasuperstar.com) in spring 2011.

This was a tough summer for geraniums! Most were lost by late August. However, Caliente Coral (Syngenta Flowers) was still hanging tough when the last data was taken. I am impressed with how well the interspecifics have performed in our climate. Honorable mentions for beating the heat are Caliente Deep Red (Syngenta Flowers), Savannah Pink (Red Fox by Dummen), Savannah Pink Sizzle (Red Fox by Dummen), and Survivor Dark Red (Red Fox by Dummen).

What else can I say about Gomphrena except that this was their summer to shine. All entries were outstanding performers in the heat – All Around Purple (Sakata), Audray series (Takii), Fireworks (PanAmerican), and Las Vegas series (Benary). I am planning a trial with as many varieties as possible in 2011 and the species is being considered for a Texas Superstar[®] promotion in 2012.

The heat was not kind to New Guinea Impatiens. Magnum Lavender (Red Fox by Dummen) gave the strongest performance followed by Magnum Blue (Red Fox by Dummen) and Magnum Salmon (Red Fox by Dummen). Standard Impatiens suffered as well. However, Super Elfin XP Pink (PanAmerican) was the standout in this group. Super Elfin Pink (PanAmerican) was a standout for many years so the tradition continues.

Is there a bad Ipomea?! I don't think so. I will say that the finer cut, yellow leaved varieties such as Illusion Emerald Lace (Proven Winners) suffer from some minor burn in full sun. They actually benefit from some shade, though performance in sun is still excellent. I was pleasantly surprised to see quite a few flowers show up on Sweet Caroline Purple (Proven Winners) by the end of the season. A nice benefit from a great plant!

Lantana, another great heat loving plant, performed well this year as usual. Bandana White (Syngenta Flowers) provided a stellar show with a very nice mounding habit. Lucky Pure Gold (Ball FloraPlant) wasn't far behind, but not as compact as Lucky Pot of Gold (Ball FloraPlant) which has been a favorite for a number of years. And Dallas Red (Dummen) is a Texas landscape classic.

The Lobularia trial this year was most interesting. Snow Princess (Proven Winners) once again made an outstanding showing. Even this plant flagged just a bit in August, but bounced back beautifully with the first breath of cool air in September. I don't think of this species as heat tolerant (except for Snow Princess), but most varieties held up pretty well until late July. And Wonderland Copper (Benary), Wonderland Deep Purple (Benary), and Clear Crystal Lavender Shade (PanAmerican) were still going strong at the end of the trial in late September. A promise for better heat tolerance in the future?

Marigolds can struggle in the heat, but the trial this year was populated with some of the best past performers. Discovery Yellow (Benary) came out on top, but was followed closely by Taishan Gold (PanAmerican) and Taishan Orange (PanAmerican). All but a couple of entries survived well and gave at least average performance in the hot late summer period.

There were some fun items in the miscellaneous crop category this year. In the shade, the Rio series mandevillas (Syngenta Flowers) did surprisingly well and performed better than the plants in the sun. The Reiger type begonias from Dummen (Carneval, Dragone, Nadine, and Red Baron) were gorgeous, though they succumbed to the heat by August. In the sun, the melampodium Casino Light Yellow (Takii) was the best melampodium I have ever trialed. Also, the phlox Intensa Blueberry (Proven Winners) joined this series as a top performer and measured up to the others in the series that have shone in past trials. The ornamental peppers Purple Flash (PanAmerican) and Black Pearl (PanAmerican) worked their usual magic. Other outstanding performers were the pennisetum Red Riding Hood (Proven Winners) and the portulaca Duet Rose N' Yellow (Sakata) which never slowed down. The scaevola Scala Blue (Red Fox by Dummen) put in a solid performance. And the salvia Raider Azure (Texas Tech University) also produced sky blue flowers all summer long. The angelonia AngelMist Spreading Purple Improved (Ball FloraPlant) had a flowering slump in June, but slipped into high gear in late summer. It compared well to the angelonia Serena Mix (PanAmerican) which has done well for several years and will be promoted as a Texas Superstar[®] in spring 2011. The juncus Blue Arrows (PanAmerican) put in a nice show as a foliage plant. The basil Garden Leader Lemon Experimental (Grimes) was very nice with a beautiful fragrance during the entire summer. The basil Aristotle (Vegetalis) was a beautiful ball of fine foliage, but succumbed to the heat in late summer. The Hibiscus Luau series (Proven Winners) had few flowers in the early season, but came on strong by the end of the season as they became established and temperatures warmed. The alcea Spring Celebrities series (Takii) were quite nice in June, flowering from a spring sowing without cold, but went down soon after that. They bring a nice old fashioned flair to the garden and could be followed by tropicals in a summer rotation.

Tidal Wave Silver (PanAmerican) has been a standard for trailing petunias for many years, but several were in its company this year. They were Supertunia Lavender Skies (Proven Winners), Supertunia Vista Bubblegum (Proven Winners), Supertunia Vista Fuschia (Proven Winners), and Supertunia Vista Silverberry (Proven Winners). This group exhibited good flowering even into late summer and are the evidence of why this type of petunia is now the best type of petunia for summer gardens in this region. Honorable Mentions go to

Tidal Wave Cherry (PanAmerican), Wave Purple Improved (PanAmerican), Sweetunia Soft Pink Morning (Red Fox by Dummen; an excellent performance for this color class), Cadenza Rose Red (Takii), and Picnic White (Syngenta Flowers; great for its numerous small white flowers).

Denver Daisy (Benary) and Tiger Eye Gold (Goldsmith) put in another year of excellent performance for this species. They exhibited strong flowering through late July before succumbing to the heat. The breeders are headed in the right direction with this species.

Verbena is always a favorite. Superbena Coral Red (Proven Winners), Superbena Royal Chambray (Proven Winners), and Empress Soft Pink (Dummen) turned in outstanding performance. Most verbena were out or flower by the end of September, but these were still flowering well in late August. Honorable Mentions go to Aztec Blue Velvet (Ball FloraPlant) and Empress Strawberry (Red Fox by Dummen).

With low disease pressure and high heat, the vinca were loving it. Flowering was strong all summer long. Cobra Deep Rose (Floranova), Cobra True Red (Floranova), Cora Apricot (Goldsmith), Cora Deep Lavender (Goldsmith), Cora White (Goldsmith), Garden Leader Hotlik Orchid Eye (Grimes), Titan Apricot (PanAmerican), and Titan Icy Pink (PanAmerican) all had performance ratings at 9 or above in late September. Titan Dark Red (PanAmerican) was a beautiful red.

I have come to expect a lot from the Profusion (Sakata) and Zahara (PanAmerican) zinnia series. Flowering was a bit slow to start, but Profusion Yellow (Sakata) and Zahara Fire (PanAmerican) were the strongest at the end of September. The Profusion mixes were nice, but were dominated by yellow by the end of the summer. These two series are continuing to improve and I look forward to future developments. I see them being used more and more in area landscapes so that I think the future is bright for this species.

The Container trials had some nice surprises this year. In the full sun, Mecardonia GoldDust (Proven Winners) was outstanding all season long giving us a new species that beats the heat. The Angelonia AngelMist Spreading Purple Improved (Ball FloraPlant) was outstanding and flowered better than its counterpart in the field trial. Coleus Red Head (Ball FloraPlant) was stellar once again. Calibrachoa is a crop that finds it tough going in the heat. Cabaret Mango Tango (Ball FloraPlant), Aloha Apricot (Dummen), and Superbells Lavender (Proven Winners) took the heat pretty well for an Honorable Mention. Osteospermum usually don't flower very well in the heat of the summer, but Summertime Red Velvet (Red Fox by Dummen) was the best of the group this year and even had quite a bit of flowering in July. The Confetti Mixes (Red Fox by Dummen) started out with a bang, but declined early. I think part of the problem was that the multi-species plugs were started in 4 inch pots prior to planting in the large containers. Direct planting would allow them to become more established prior to the onset of hot weather. I hope to try these again as I think that multi-species plugs, whether vegetative or from seed, are going to be a great thing for growers and consumers. In partial shade, the Lobelia Hot Arctic Blue (Dummen) was outstanding. I haven't had even one of these newer heat tolerant types go all the way through the summer not only surviving, but flowering well. Lucia Dark Blue and Lavender Blush (Proven Winners) also did pretty well. I have big hopes for the future breeding of this crop! The Ivy type geraniums survived here better than the field, though the heat was still tough on them by late summer. Atlantic Red Velvet (Red Fox by Dummen), Grandiosa Purple Picotee (Red Fox by Dummen; these did better here than in the field), and Schone von Rheinberg Dark Red and Coral (Red Fox by Dummen) held up the best. In the shade, all of the entries started out in good shape, but went down quickly in the heat.

All in all, a tough season, but full of some great plants. The future looks very bright when seeing the great improvements that continue to come from our industry for this part of the country!



[illegible]

BEGONIA (SHADE) STAND AND HEIGHT SUMMARY, SUMMER 2010

			19-May-10	3-Jun-10	17-Jun-10	29-Jun-10	23-Jul-10	26-Aug-10	23-Sep-10		20-Aug-10				
Cultivar	Company	Initial Stand Count	Stand Count	Stand Count	Stand Count	Stand Count	Stand Count	Stand Count	Stand Count		Height (cm)				
Big Red Greenleaf Average	Benary	6.0	6.0	6.0	6.0	6.0	6.0	6.0	6.0		64.3				
Big Rose Bronze Leaf Average	Benary	6.0	6.0	6.0	6.0	6.0	6.0	6.0	6.0		59.0				
Cocktail Brandy Average	Benary	6.0	6.0	6.0	6.0	6.0	6.0	6.0	6.0		55.3				
Cocktail Tequila Average	Benary	6.0	6.0	6.0	6.0	6.0	6.0	6.0	6.0		45.7				
Nightlife Blush Average	Benary	6.0	6.0	5.7	5.7	5.7	5.7	5.7	5.7		46.3				
Sprint Appleblossom Average	Benary	6.0	6.0	5.7	5.7	4.3	2.7	3.0	2.7		29.0				
Super Olympia Pink Average	Benary	6.0	6.0	6.0	6.0	6.0	6.0	6.0	5.3		49.7				
Stara Pink Average	Floranova	6.0	6.0	6.0	6.0	6.0	6.0	6.0	6.0		63.0				
Stara White Average	Floranova	6.0	6.0	6.0	6.0	6.0	6.0	6.0	6.0		66.0				
Emperor Pink Average	Sakata	6.0	6.0	6.0	6.0	6.0	6.0	6.0	6.0		49.7				
Emperor Red Average	Sakata	6.0	6.0	6.0	6.0	6.0	6.0	6.0	6.0		56.0				
Emperor Rose Average	Sakata	6.0	6.0	6.0	6.0	6.0	5.3	3.5	2.5		33.3				
Emperor Soft Pink Average	Sakata	6.0	6.0	6.0	6.0	6.0	6.0	6.0	6.0		51.0				
Emperor White Improved Average	Sakata	6.0	6.0	6.0	5.7	5.3	5.3	4.5	4.5		29.0				
Havana White Average	Takii	6.0	6.0	6.0	6.0	5.3	4.3	3.3	3.3		38.7				
Monza Blush Average	Takii	6.0	6.0	6.0	6.0	6.0	6.0	6.0	6.0		45.3				
Monza Orange Scarlet Average	Takii	6.0	6.0	6.0	6.0	6.0	5.3	4.0	3.7		34.3				

[illegible]

BEGONIA (SUN) STAND AND HEIGHT SUMMARY, SUMMER 2010

			19-May-10	2-Jun-10	17-Jun-10	29-Jun-10	23-Jul-10	26-Aug-10	23-Sep-10		18-Aug-10				
Cultivar	Company	Initial Stand Count	Stand Count	Stand Count	Stand Count	Stand Count	Stand Count	Stand Count	Stand Count		Height (cm)				
Big Red Greenleaf Average	Benary	6.0	6.0	5.7	5.7	5.3	3.7	0.0	0.0		29.0				
Big Rose Bronze Leaf Average	Benary	6.0	6.0	6.0	6.0	4.3	3.7	1.7	0.3		30.0				
Cocktail Brandy Average	Benary	6.0	6.0	6.0	5.7	2.7	0.7	0.0	0.0		.				
Cocktail Tequila Average	Benary	6.0	6.0	6.0	6.0	2.3	2.0	0.0	0.0		.				
Nightlife Blush Average	Benary	6.0	6.0	6.0	6.0	5.3	1.7	0.0	0.0		.				
Sprint Appleblossom Average	Benary	6.0	6.0	6.0	4.7	0.7	0.0	0.0	0.0		.				
Super Olympia Pink Average	Benary	5.7	5.7	5.3	5.0	2.0	0.3	0.0	0.0		.				
Stara Pink Average	Floranova	6.0	6.0	6.0	6.0	6.0	6.0	6.0	6.0		43.0				
Stara White Average	Floranova	6.0	6.0	6.0	6.0	6.0	5.7	4.3	4.3		38.0				
Emperor Pink Average	Sakata	6.0	6.0	6.0	5.7	3.7	2.3	0.0	0.0		.				
Emperor Red Average	Sakata	6.0	6.0	6.0	5.7	2.7	0.7	0.0	0.0		.				
Emperor Rose Average	Sakata	6.0	6.0	5.7	5.7	2.7	0.0	0.0	0.0		.				
Emperor Soft Pink Average	Sakata	5.7	5.7	5.7	5.3	3.3	0.3	0.0	0.0		.				
Emperor White Improved Average	Sakata	6.0	6.0	6.0	5.3	0.7	0.0	0.0	0.0		.				
Havana White Average	Takii	6.0	5.7	5.3	4.7	2.3	0.3	0.0	0.0		.				
Monza Blush Average	Takii	6.0	6.0	6.0	5.3	2.3	0.0	0.0	0.0		.				
Monza Orange Scarlet Average	Takii	6.0	6.0	6.0	4.7	0.7	0.0	0.0	0.0		.				

[illegible]

[illegible][illegible]

[illegible]

[illegible]

[illegible]

[illegible][illegible]



Cultivar	Company	19-May-10		3-Jun-10		17-Jun-10		29-Jun-10		23-Jul-10		26-Aug-10			
		Performance Rating	Flower Rating	Performance Rating	Flower Rating	Performance Rating	Flower Rating	Performance Rating	Flower Rating	Performance Rating	Flower Rating	Performance Rating	Flower Rating		
Designer Dark Pink Sizzle Average	Ball FloraPlant	9.7	8.3	7.0	5.3	6.0	4.3	2.3	1.3	1.7	1.3	1.0	1.0		
Fantasia Coral Average	Ball FloraPlant	9.3	9.0	9.3	8.7	8.3	7.0	6.0	5.0	5.0	4.3	1.0	1.0		
Fantasia Flame Average	Ball FloraPlant	10.0	8.0	10.0	8.7	8.3	5.7	6.7	2.7	5.7	4.0	1.7	1.3		
Fantasia Neon Rose Average	Ball FloraPlant	10.0	8.0	10.0	8.3	9.0	7.3	6.0	2.7	4.7	4.7	1.0	1.0		
Fantasia Strawberry Sizzle Average	Ball FloraPlant	10.0	8.3	9.7	8.0	8.0	6.0	6.7	4.0	6.7	6.7	1.0	1.0		
Fantasia Violet Average	Ball FloraPlant	9.7	7.7	10.0	9.3	9.7	8.3	7.3	5.7	6.7	7.3	1.3	1.0		
Horizon Deep Red Average	Floranova	8.7	6.7	9.0	6.7	8.0	5.7	7.0	5.3	5.7	4.0	1.0	1.0		
Horizon Neon Rose Average	Floranova	8.0	4.7	8.0	5.3	7.7	4.3	6.7	4.0	4.7	3.7	1.0	1.0		
Horizon Tangerine Average	Floranova	7.3	2.7	7.7	4.3	7.7	4.7	6.3	2.7	4.7	2.3	1.0	1.0		
Atlantic Burgundy Average	Red Fox by Dummen	9.3	8.0	10.0	8.3	8.3	7.3	5.7	2.3	3.7	1.7	1.0	1.0		
Atlantic Dark Red Average	Red Fox by Dummen	9.7	9.0	9.0	7.3	8.7	6.3	7.0	5.3	6.3	4.0	1.3	1.0		
Atlantic Red Velvet Average	Red Fox by Dummen	9.7	8.3	8.3	6.7	8.0	4.7	6.7	5.0	6.0	3.0	2.0	1.0		
Grandiosa Cherry Picotee Average	Red Fox by Dummen	7.0	1.0	9.0	6.0	9.0	7.0	6.7	2.3	4.3	1.3	1.0	1.0		
Grandiosa Merlot Red Average	Red Fox by Dummen	7.3	3.3	8.7	6.3	9.0	7.0	7.0	2.7	5.7	1.7	2.0	1.0		
Grandiosa Purple Picotee Average	Red Fox by Dummen	7.0	1.7	8.7	5.7	9.0	7.0	7.3	3.7	6.0	1.3	1.7	1.3		
Grandiosa Royal Lilac Average	Red Fox by Dummen	7.0	1.0	9.3	7.3	8.3	7.7	7.0	2.3	3.7	1.0	1.0	1.0		
Grandiosa Royal Salmon Average	Red Fox by Dummen	8.0	4.0	9.3	7.3	8.7	6.7	7.0	2.7	4.7	1.3	1.3	1.0		
Pacific Salmon Red Average	Red Fox by Dummen	10.0	8.3	9.3	7.3	7.7	4.7	5.3	2.3	4.0	1.0	1.0	1.0		
CONTINUED ON NEXT PAGE															

GERANIUM PERFORMANCE SUMMARY, SUMMER 2010

CONTINUED

Cultivar	Company	19-May-10		3-Jun-10		17-Jun-10		29-Jun-10		23-Jul-10		26-Aug-10			
		Performance Rating	Flower Rating	Performance Rating	Flower Rating	Performance Rating	Flower Rating	Performance Rating	Flower Rating	Performance Rating	Flower Rating	Performance Rating	Flower Rating		
Savannah Dark Red Average	Red Fox by Dummen	10.0	8.0	10.0	8.0	8.0	6.0	6.3	2.3	6.0	4.7	1.7	1.0		
Savannah Hot Pink Sizzle Average	Red Fox by Dummen	10.0	8.7	8.7	6.7	9.3	7.7	7.7	6.7	6.7	6.7	1.3	1.0		
Savannah Merlot Sizzle Average	Red Fox by Dummen	10.0	8.3	8.3	5.7	8.3	6.7	7.0	4.7	5.3	4.7	2.0	1.3		
Savannah Pink Average	Red Fox by Dummen	10.0	8.3	9.3	6.7	8.7	6.7	7.7	6.0	7.3	7.3	2.7	1.3		
Savannah Pink Sizzle Average	Red Fox by Dummen	9.7	8.0	8.7	5.3	8.3	5.3	7.0	3.0	7.7	7.0	3.3	1.0		
Savannah Punch Average	Red Fox by Dummen	10.0	8.7	10.0	8.7	9.3	8.0	7.3	5.3	7.3	7.3	1.7	1.0		
Savannah Red Average	Red Fox by Dummen	10.0	8.7	9.0	6.7	9.0	6.3	7.7	5.0	6.0	5.7	1.7	1.0		
Schone von Rheinberg Dark Red Avg	Red Fox by Dummen	10.0	8.3	9.7	9.0	8.0	6.7	7.0	4.3	6.7	5.3	1.7	1.0		
Schone von Rheinberg Coral Average	Red Fox by Dummen	10.0	9.0	10.0	9.0	8.0	6.7	6.3	4.0	6.0	5.7	1.3	1.0		
Schone von Rheinberg Red Average	Red Fox by Dummen	9.3	9.0	9.7	9.0	9.7	9.3	8.7	8.7	7.0	7.0	1.5	1.0		
Survivor Cherry Red 09 Average	Red Fox by Dummen	10.0	8.0	10.0	9.3	10.0	8.3	7.0	4.3	6.7	6.3	1.3	1.0		
Survivor Dark Red Average	Red Fox by Dummen	9.7	7.7	9.7	8.3	9.7	8.3	7.7	6.0	7.7	6.3	3.3	1.7		
Survivor Hot Pink Average	Red Fox by Dummen	9.7	8.7	9.3	8.3	8.3	7.3	6.3	4.3	5.3	3.0	1.7	1.0		
Survivor Salmon Pink Average	Red Fox by Dummen	9.7	7.7	9.0	7.3	7.7	6.0	6.0	3.7	4.7	3.7	1.3	1.0		
Survivor Soft Pink Average	Red Fox by Dummen	10.0	8.7	9.7	8.0	10.0	8.3	8.3	7.3	7.0	6.0	1.0	1.0		
TexMex Blood Red Average	Red Fox by Dummen	9.3	7.7	8.7	6.0	7.7	6.0	6.7	4.7	6.0	5.7	1.0	1.3		
Americana Bright Red Average	Syngenta Flowers	10.0	9.0	10.0	9.7	6.7	2.3	5.0	1.0	4.7	5.3	1.0	1.0		
Americana Coral Average	Syngenta Flowers	10.0	8.0	9.3	9.0	8.3	7.3	5.7	2.3	4.3	3.0	1.0	1.0		
Caliente Coral Average	Syngenta Flowers	9.7	7.7	10.0	8.7	10.0	9.3	10.0	8.7	8.0	7.7	4.3	3.0		
Caliente Deep Red Average	Syngenta Flowers	9.3	7.0	7.7	4.0	8.0	4.7	7.0	5.0	6.7	6.0	3.0	2.3		
Calliope Dark Red Average	Syngenta Flowers	9.7	7.7	10.0	9.7	9.3	7.3	7.0	3.0	7.0	6.0	1.0	1.0		
Rocky Mountain Red Average	Syngenta Flowers	9.7	7.7	9.7	8.3	8.3	6.3	6.7	4.0	5.7	5.7	1.0	1.0		

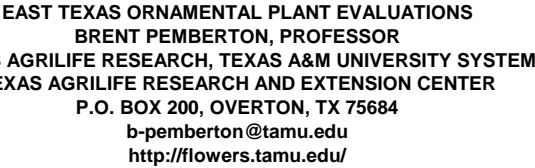
GERANIUM STAND AND HEIGHT SUMMARY, SUMMER 2010

		Initial Stand Count	19-May-10	3-Jun-10	17-Jun-10	29-Jun-10	23-Jul-10	26-Aug-10			20-Aug-10				
Cultivar	Company		Stand Count	Stand Count	Stand Count	Stand Count	Stand Count	Stand Count			Height (cm)				
Designer Dark Pink Sizzle Average	Ball FloraPlant	6.0	6.0	5.3	5.0	4.0	2.0	0.0			.				
Fantasia Coral Average	Ball FloraPlant	6.0	6.0	6.0	6.0	6.0	6.0	1.7			19.0				
Fantasia Flame Average	Ball FloraPlant	6.0	6.0	6.0	6.0	6.0	6.0	0.3			28.7				
Fantasia Neon Rose Average	Ball FloraPlant	6.0	6.0	6.0	6.0	6.0	5.0	0.0			23.0				
Fantasia Strawberry Sizzle Average	Ball FloraPlant	6.0	6.0	6.0	6.0	6.0	5.7	1.3			25.0				
Fantasia Violet Average	Ball FloraPlant	6.0	6.0	6.0	6.0	6.0	6.0	3.0			22.0				
Horizon Deep Red Average	Floranova	6.0	6.0	6.0	6.0	6.0	6.0	1.3			20.7				
Horizon Neon Rose Average	Floranova	6.0	6.0	6.0	6.0	6.0	5.7	4.7			17.5				
Horizon Tangerine Average	Floranova	6.0	6.0	6.0	6.0	6.0	6.0	0.7			23.0				
Atlantic Burgundy Average	Red Fox by Dummen	6.0	6.0	6.0	6.0	6.0	6.0	0.0			.				
Atlantic Dark Red Average	Red Fox by Dummen	6.0	6.0	6.0	6.0	6.0	6.0	0.7			20.3				
Atlantic Red Velvet Average	Red Fox by Dummen	6.0	6.0	6.0	6.0	6.0	6.0	6.0			31.3				
Grandiosa Cherry Picotee Average	Red Fox by Dummen	6.0	6.0	6.0	6.0	6.0	4.7	0.7			37.7				
Grandiosa Merlot Red Average	Red Fox by Dummen	6.0	6.0	6.0	6.0	6.0	6.0	4.3			33.3				
Grandiosa Purple Picotee Average	Red Fox by Dummen	6.0	6.0	6.0	6.0	6.0	6.0	3.3			39.7				
Grandiosa Royal Lilac Average	Red Fox by Dummen	6.0	6.0	6.0	6.0	6.0	6.0	0.0			22.5				
Grandiosa Royal Salmon Average	Red Fox by Dummen	6.0	6.0	6.0	6.0	6.0	6.0	1.3			31.7				
Pacific Salmon Red Average	Red Fox by Dummen	6.0	6.0	6.0	6.0	5.7	4.7	0.0			25.5				

CONTINUED ON NEXT PAGE

**GERANIUM STAND AND HEIGHT SUMMARY, SUMMER 2010
CONTINUED**

Cultivar	Company	Initial Stand Count	19-May-10 Stand Count	3-Jun-10 Stand Count	17-Jun-10 Stand Count	29-Jun-10 Stand Count	23-Jul-10 Stand Count	26-Aug-10 Stand Count			20-Aug-10 Height (cm)				
Savannah Dark Red Average	Red Fox by Dummen	6.0	6.0	6.0	6.0	6.0	6.0	3.7			24.0				
Savannah Hot Pink Sizzle Average	Red Fox by Dummen	6.0	6.0	6.0	6.0	6.0	6.0	2.0			20.7				
Savannah Merlot Sizzle Average	Red Fox by Dummen	6.0	6.0	6.0	6.0	6.0	5.7	2.7			17.0				
Savannah Pink Average	Red Fox by Dummen	6.0	6.0	6.0	6.0	6.0	6.0	6.0			25.7				
Savannah Pink Sizzle Average	Red Fox by Dummen	6.0	6.0	6.0	6.0	6.0	6.0	6.0			29.7				
Savannah Punch Average	Red Fox by Dummen	6.0	6.0	6.0	6.0	6.0	6.0	5.3			23.0				
Savannah Red Average	Red Fox by Dummen	6.0	6.0	6.0	6.0	6.0	6.0	3.3			24.3				
Schone von Rheinberg Dark Red Avg	Red Fox by Dummen	6.0	6.0	6.0	6.0	6.0	6.0	4.0			20.0				
Schone von Rheinberg Coral Average	Red Fox by Dummen	6.0	6.0	6.0	6.0	6.0	5.7	1.7			20.7				
Schone von Rheinberg Red Average	Red Fox by Dummen	6.0	6.0	6.0	6.0	6.0	6.0	3.5			24.0				
Survivor Cherry Red 09 Average	Red Fox by Dummen	6.0	6.0	6.0	6.0	6.0	6.0	2.0			26.0				
Survivor Dark Red Average	Red Fox by Dummen	6.0	6.0	6.0	6.0	6.0	6.0	5.3			29.0				
Survivor Hot Pink Average	Red Fox by Dummen	6.0	6.0	6.0	6.0	6.0	6.0	1.3			23.3				
Survivor Salmon Pink Average	Red Fox by Dummen	6.0	6.0	6.0	6.0	5.7	5.0	3.3			20.7				
Survivor Soft Pink Average	Red Fox by Dummen	6.0	6.0	6.0	6.0	6.0	6.0	1.7			29.7				
TexMex Blood Red Average	Red Fox by Dummen	6.0	6.0	6.0	6.0	6.0	6.0	1.7			16.0				
Americana Bright Red Average	Syngenta Flowers	6.0	6.0	6.0	5.3	5.3	5.3	0.0			22.0				
Americana Coral Average	Syngenta Flowers	6.0	6.0	5.7	5.3	5.3	5.3	0.0			23.0				
Caliente Coral Average	Syngenta Flowers	6.0	6.0	6.0	6.0	6.0	6.0	6.0			32.7				
Caliente Deep Red Average	Syngenta Flowers	6.0	6.0	6.0	6.0	6.0	6.0	5.0			25.3				
Calliope Dark Red Average	Syngenta Flowers	6.0	6.0	6.0	6.0	6.0	5.7	1.7			23.7				
Rocky Mountain Red Average	Syngenta Flowers	6.0	6.0	6.0	6.0	6.0	6.0	0.7			28.7				

[illegible]

[illegible]



EAST TEXAS ORNAMENTAL PLANT EVALUATIONS
 BRENT PEMBERTON, PROFESSOR
 TEXAS AGRILIFE RESEARCH, TEXAS A&M UNIVERSITY SYSTEM
 TEXAS AGRILIFE RESEARCH AND EXTENSION CENTER
 P.O. BOX 200, OVERTON, TX 75684
 b-pemberton@tamu.edu
 http://flowers.tamu.edu/

IMPATIENS, NEW GUINEA PERFORMANCE SUMMARY, SUMMER 2010

Cultivar	Company	19-May-10		3-Jun-10		17-Jun-10		29-Jun-10		23-Jul-10		26-Aug-10			
		Performance Rating	Flower Rating	Performance Rating	Flower Rating	Performance Rating	Flower Rating	Performance Rating	Flower Rating	Performance Rating	Flower Rating	Performance Rating	Flower Rating		
Celebrette Appleblossom Imp Avg	Ball FloraPlant	9.0	8.0	9.3	7.7	10.0	8.0	5.7	3.3	4.7	1.3	1.0	1.0		
Magnum Blue Average	Red Fox by Dummen	9.0	7.0	8.3	7.0	8.3	6.3	7.0	2.3	6.0	2.0	1.0	1.0		
Magnum Fire Average	Red Fox by Dummen	9.7	7.7	9.0	7.3	9.0	7.3	6.3	3.3	5.3	1.0	1.3	1.0		
Magnum Lavender Average	Red Fox by Dummen	9.7	7.7	10.0	8.0	9.7	8.3	7.3	4.7	6.0	3.0	1.0	1.0		
Magnum Peach Average	Red Fox by Dummen	10.0	8.3	8.7	6.7	7.3	4.7	3.7	2.0	4.0	2.3	1.0	1.0		
Magnum Salmon Average	Red Fox by Dummen	8.7	6.7	8.7	6.0	9.3	7.3	7.3	4.0	6.7	2.7	1.0	1.0		
Magnum White Blush Average	Red Fox by Dummen	9.3	7.3	9.3	7.3	9.7	8.3	5.3	3.7	4.3	1.3	1.0	1.0		

IMPATIENS, NEW GUINEA STAND AND HEIGHT SUMMARY, SUMMER 2010

Cultivar	Company	Initial Stand Count	19-May-10	3-Jun-10	17-Jun-10	29-Jun-10	23-Jul-10	26-Aug-10			20-Aug-10				
			Stand Count	Stand Count	Stand Count	Stand Count	Stand Count	Stand Count			Height (cm)				
Celebrette Appleblossom Imp Avg	Ball FloraPlant	6.0	6.0	6.0	6.0	4.3	4.0	0.0			.				
Magnum Blue Average	Red Fox by Dummen	6.0	6.0	5.7	5.3	5.3	5.0	0.0			33.3				
Magnum Fire Average	Red Fox by Dummen	6.0	6.0	6.0	6.0	5.7	5.3	0.7			39.5				
Magnum Lavender Average	Red Fox by Dummen	6.0	6.0	6.0	6.0	5.0	5.0	0.0			38.0				
Magnum Peach Average	Red Fox by Dummen	6.0	6.0	6.0	4.7	2.7	2.7	0.0			37.5				
Magnum Salmon Average	Red Fox by Dummen	6.0	6.0	6.0	6.0	5.3	5.3	1.0			47.0				
Magnum White Blush Average	Red Fox by Dummen	6.0	6.0	6.0	6.0	4.0	3.7	0.0			30.0				



EAST TEXAS ORNAMENTAL PLANT EVALUATIONS
BRENT PEMBERTON, PROFESSOR
TEXAS AGRILIFE RESEARCH, TEXAS A&M UNIVERSITY SYSTEM
TEXAS AGRILIFE RESEARCH AND EXTENSION CENTER
P.O. BOX 200, OVERTON, TX 75684
b-pemberton@tamu.edu
http://flowers.tamu.edu/

IMPATIENS, SUN PERFORMANCE SUMMARY, SUMMER 2010

Cultivar	Company	19-May-10		2-Jun-10		17-Jun-10		29-Jun-10		23-Jul-10					
		Performance Rating	Flower Rating	Performance Rating	Flower Rating	Performance Rating	Flower Rating	Performance Rating	Flower Rating	Performance Rating	Flower Rating				
Fanfare Orchid Average	Ball FloraPlant	7.0	5.3	7.7	6.3	7.7	6.7	5.7	5.7	1.0	1.0				
SunPatens Spreading Corona Average	Sakata Elite Propagation	7.0	5.7	7.0	5.3	7.0	6.3	1.3	1.0	1.0	1.0				
SunPatens Compact Blush Pink Average	Sakata Elite Propagation	6.0	4.0	6.7	5.7	7.0	6.0	3.3	3.3	1.7	1.7				
SunPatens Compact Coral Average	Sakata Elite Propagation	6.7	4.0	7.0	6.3	4.7	3.3	1.3	1.3	1.0	1.0				
SunPatens Compact Deep Rose Average	Sakata Elite Propagation	6.0	4.3	6.7	6.0	7.0	6.7	2.7	2.7	1.0	1.0				
SunPatens Compact Lilac Average	Sakata Elite Propagation	6.0	3.0	6.7	5.7	7.0	6.3	1.3	1.3	1.0	1.0				
SunPatens Compact Magenta Average	Sakata Elite Propagation	6.3	5.7	6.7	6.3	6.0	6.0	1.0	1.0	1.0	1.0				
SunPatens Compact Orange Average	Sakata Elite Propagation	5.7	3.3	4.7	4.0	4.7	4.0	1.7	1.3	1.0	1.0				
SunPatens Compact White Average	Sakata Elite Propagation	6.3	5.7	7.3	7.0	8.7	8.7	6.7	7.0	4.7	4.7				
SunPatens Spreading Variegated Salmon Avg	Sakata Elite Propagation	6.7	4.3	7.7	5.3	6.0	5.0	3.3	3.3	1.0	1.0				
SunPatens Spreading Variegated White Avg	Sakata Elite Propagation	6.7	5.0	7.3	6.7	8.3	7.0	2.3	2.3	1.0	1.0				

IMPATIENS, SUN STAND AND HEIGHT SUMMARY, SUMMER 2010

Cultivar	Company	Initial Stand Count	19-May-10	2-Jun-10	17-Jun-10	29-Jun-10	23-Jul-10								
			Stand Count	Stand Count	Stand Count	Stand Count	Stand Count								
Fanfare Orchid Average	Ball FloraPlant	4.0	4.0	3.7	3.3	2.0	0.0								
SunPatens Spreading Corona Average	Sakata Elite Propagation	4.0	4.0	4.0	3.3	0.7	0.0								
SunPatens Compact Blush Pink Average	Sakata Elite Propagation	4.0	4.0	4.0	4.0	1.7	0.3								
SunPatens Compact Coral Average	Sakata Elite Propagation	4.0	4.0	3.0	2.7	0.3	0.0								
SunPatens Compact Deep Rose Average	Sakata Elite Propagation	4.0	4.0	4.0	3.7	1.0	0.0								
SunPatens Compact Lilac Average	Sakata Elite Propagation	4.0	3.7	3.7	3.3	0.3	0.0								
SunPatens Compact Magenta Average	Sakata Elite Propagation	4.0	3.7	3.3	2.7	0.0	0.0								
SunPatens Compact Orange Average	Sakata Elite Propagation	4.0	3.3	2.7	2.0	0.7	0.0								
SunPatens Compact White Average	Sakata Elite Propagation	4.0	4.0	4.0	4.0	3.7	2.3								
SunPatens Spreading Variegated Salmon Avg	Sakata Elite Propagation	4.0	4.0	3.7	2.7	1.3	0.0								
SunPatens Spreading Variegated White Avg	Sakata Elite Propagation	4.0	3.7	3.7	3.7	0.7	0.0								



EAST TEXAS ORNAMENTAL PLANT EVALUATIONS
BRENT PEMBERTON, PROFESSOR
TEXAS AGRILIFE RESEARCH, TEXAS A&M UNIVERSITY SYSTEM
TEXAS AGRILIFE RESEARCH AND EXTENSION CENTER
P.O. BOX 200, OVERTON, TX 75684
b-pemberton@tamu.edu
<http://flowers.tamu.edu/>

IMPATIENS, STANDARD PERFORMANCE SUMMARY, SUMMER 2010

Cultivar	Company	19-May-10		3-Jun-10		17-Jun-10		29-Jun-10		23-Jul-10		26-Aug-10		23-Sep-10	
		Performance Rating	Flower Rating	Performance Rating	Flower Rating	Performance Rating	Flower Rating	Performance Rating	Flower Rating	Performance Rating	Flower Rating	Performance Rating	Flower Rating	Performance Rating	Flower Rating
Patchwork Peach Prism Average	Ball FloraPlant	7.0	4.7	4.7	2.3	2.7	1.0	1.0	1.0	1.0	1.0	1.0	1.0	1.0	1.0
Patchwork Pink Shades Average	Ball FloraPlant	7.0	2.0	3.3	1.0	1.7	1.0	1.3	1.0	2.0	1.3	1.0	1.0	1.0	1.0
Jambalaya Pink Average	Goldsmith	7.0	4.0	7.3	4.0	6.7	2.7	4.0	4.3	5.0	4.0	1.0	1.0	1.0	1.0
Super Elfin XP Pink Average	Pan American Seed	7.3	4.0	9.3	7.7	8.3	6.0	7.3	6.7	8.3	6.0	4.7	1.7	5.7	2.3
Super Elfin XP Cherry Splash Avg	Pan American Seed	7.0	4.7	6.7	2.7	4.7	1.3	2.7	1.7	2.0	1.7	1.0	1.0	1.0	1.0
Super Elfin XP Lilac Average	Pan American Seed	7.7	5.0	8.0	4.7	8.3	4.0	7.3	5.0	7.3	4.0	3.3	1.0	1.0	1.0
Super Elfin XP Red Starburst Avg	Pan American Seed	7.0	4.3	7.0	4.7	6.3	2.3	3.0	2.0	3.0	2.3	1.0	1.0	1.0	1.0
Super Elfin XP Rose Starburst Avg	Pan American Seed	7.7	5.0	8.0	5.7	7.7	3.7	6.0	1.7	7.7	3.3	2.3	1.0	1.0	1.0
Super Elfin XP Violet Improved Avg	Pan American Seed	7.7	5.0	7.7	5.0	5.3	1.3	1.3	1.0	1.3	1.0	1.0	1.0	1.0	1.0
Super Elfin XP Violet Starburst Avg	Pan American Seed	7.0	5.3	7.7	6.3	7.7	3.3	4.0	1.7	3.0	1.3	1.0	1.0	1.0	1.0

IMPATIENS, STANDARD STAND AND HEIGHT SUMMARY, SUMMER 2010

Cultivar	Company	Initial Stand Count	19-May-10	3-Jun-10	17-Jun-10	29-Jun-10	23-Jul-10	26-Aug-10	23-Sep-10	20-Aug-10	Height (cm)				
			Stand Count	Stand Count	Stand Count	Stand Count	Stand Count	Stand Count	Stand Count	Stand Count					
Patchwork Peach Prism Average	Ball FloraPlant	6.0	6.0	5.7	5.3	1.3	0.0	0.0	0.0		.				
Patchwork Pink Shades Average	Ball FloraPlant	6.0	6.0	6.0	4.0	1.0	1.0	0.0	0.0		20.0				
Jambalaya Pink Average	Goldsmith	6.0	6.0	6.0	6.0	4.0	4.0	0.0	0.0		.				
Super Elfin XP Pink Average	Pan American Seed	6.0	6.0	6.0	6.0	6.0	6.0	5.0	5.0		39.0				
Super Elfin XP Cherry Splash Avg	Pan American Seed	6.0	6.0	6.0	5.7	3.3	1.3	0.0	0.0		.				
Super Elfin XP Lilac Average	Pan American Seed	6.0	6.0	6.0	6.0	6.0	6.0	4.0	0.0		40.5				
Super Elfin XP Red Starburst Avg	Pan American Seed	6.0	6.0	6.0	5.7	2.7	2.0	0.7	0.0		36.0				
Super Elfin XP Rose Starburst Avg	Pan American Seed	6.0	6.0	6.0	6.0	6.0	6.0	2.3	0.0		23.0				
Super Elfin XP Violet Improved Avg	Pan American Seed	6.0	6.0	6.0	5.7	2.0	0.3	0.0	0.0		.				
Super Elfin XP Violet Starburst Avg	Pan American Seed	6.0	6.0	6.0	6.0	5.3	2.7	0.0	0.0		16.0				

[illegible]

[illegible]



EAST TEXAS ORNAMENTAL PLANT EVALUATIONS
 BRENT PEMBERTON, PROFESSOR
 TEXAS AGRILIFE RESEARCH, TEXAS A&M UNIVERSITY SYSTEM
 TEXAS AGRILIFE RESEARCH AND EXTENSION CENTER
 P.O. BOX 200, OVERTON, TX 75684
 b-pemberton@tamu.edu
 http://flowers.tamu.edu/

LANTANA PERFORMANCE SUMMARY, SUMMER 2010

Cultivar	Company	19-May-10		2-Jun-10		17-Jun-10		29-Jun-10		23-Jul-10		25-Aug-10		23-Sep-10	
		Performance Rating	Flower Rating	Performance Rating	Flower Rating	Performance Rating	Flower Rating	Performance Rating	Flower Rating	Performance Rating	Flower Rating	Performance Rating	Flower Rating	Performance Rating	Flower Rating
Lucky Pot of Gold Average	Ball FloraPlant	6.0	4.3	6.0	5.3	7.7	7.3	8.3	8.0	10.0	8.0	8.7	7.0	10.0	8.7
Lucky Pure Gold Average	Ball FloraPlant	6.0	4.0	7.0	5.7	9.7	8.0	10.0	9.0	10.0	8.3	9.7	7.7	9.7	7.7
Dallas Red Average	Dummen	6.7	6.0	8.7	7.0	10.0	8.0	10.0	8.0	9.7	8.0	9.0	7.0	9.0	7.3
Starfruit Average	Dummen	5.0	4.0	4.3	3.0	5.0	3.3	5.3	4.7	4.0	4.3	5.0	4.3	6.3	4.0
Bandana White Average	Syngenta Flowers	6.0	3.0	6.3	5.0	9.3	8.0	10.0	9.3	10.0	8.0	9.3	7.3	10.0	8.3

LANTANA STAND AND HEIGHT SUMMARY, SUMMER 2010

Cultivar	Company	Initial Stand Count	19-May-10	2-Jun-10	17-Jun-10	29-Jun-10	23-Jul-10	25-Aug-10	23-Sep-10	4-Aug-10					
			Stand Count	Stand Count	Stand Count	Stand Count	Stand Count	Stand Count	Stand Count		Height (cm)	Width (cm)			
Lucky Pot of Gold Average	Ball FloraPlant	4.0	4.0	4.0	4.0	4.0	4.0	4.0	4.0		32.3	83.0			
Lucky Pure Gold Average	Ball FloraPlant	4.0	4.0	4.0	4.0	4.0	4.0	4.0	4.0		60.3	127.7			
Dallas Red Average	Dummen	4.0	4.0	4.0	4.0	4.0	4.0	4.0	4.0		73.0	220.3			
Starfruit Average	Dummen	4.0	4.0	4.0	4.0	4.0	4.0	4.0	4.0		21.3	63.3			
Bandana White Average	Syngenta Flowers	4.0	4.0	4.0	4.0	4.0	4.0	4.0	4.0		45.3	105.0			



EAST TEXAS ORNAMENTAL PLANT EVALUATIONS
 BRENT PEMBERTON, PROFESSOR
 TEXAS AGRILIFE RESEARCH, TEXAS A&M UNIVERSITY SYSTEM
 TEXAS AGRILIFE RESEARCH AND EXTENSION CENTER
 P.O. BOX 200, OVERTON, TX 75684
 b-pemberton@tamu.edu
<http://flowers.tamu.edu/>

LOBULARIA PERFORMANCE SUMMARY, SUMMER 2010

Cultivar	Company	19-May-10		2-Jun-10		15-Jun-10		29-Jun-10		22-Jul-10		25-Aug-10		23-Sep-10	
		Performance Rating	Flower Rating	Performance Rating	Flower Rating	Performance Rating	Flower Rating	Performance Rating	Flower Rating	Performance Rating	Flower Rating	Performance Rating	Flower Rating	Performance Rating	Flower Rating
Wonderland Deep Rose New Avg	Benary	8.3	5.7	6.7	1.0	7.0	5.7	8.7	5.3	7.3	5.3	3.7	1.7	3.7	1.7
Wonderland Giga White Average	Benary	9.0	6.7	7.3	4.7	8.0	7.7	9.7	8.3	8.3	8.0	6.3	2.7	5.0	4.3
Wonderland Pastel Pink Average	Benary	9.0	6.3	6.7	1.3	7.3	6.0	9.0	7.0	8.0	7.0	4.7	3.0	4.7	4.0
Wonderland Blue Average	Benary	8.3	6.7	6.7	1.0	6.7	4.0	9.3	8.0	7.3	5.3	4.7	3.3	6.0	4.7
Wonderland Citron Average	Benary	9.3	8.7	7.0	2.7	7.0	3.0	9.0	6.3	8.7	7.0	7.3	4.7	5.7	5.7
Wonderland Copper Average	Benary	8.0	5.7	6.7	1.3	7.3	6.7	9.3	8.0	8.5	8.0	6.0	4.3	9.0	8.5
Wonderland Deep Purple Average	Benary	8.7	6.7	6.7	1.0	6.3	3.0	7.7	5.3	7.5	6.5	6.3	3.3	8.0	6.0
Wonderland Lavender Average	Benary	7.5	4.5	7.0	1.5	7.5	6.5	8.5	6.0	7.0	4.0	4.5	1.5	3.5	3.0
Wonderland Mix Average	Benary	8.7	6.7	6.7	2.3	7.7	6.3	9.3	7.0	8.3	6.7	5.7	4.0	4.5	4.0
Wonderland White Average	Benary	9.3	7.7	8.0	4.3	8.0	6.3	8.7	6.0	8.3	6.7	4.7	2.3	7.0	6.0
Clear Crystal Lavender Shade Avg	PanAmerican Seed	8.3	5.7	6.7	1.3	7.7	6.7	10.0	8.0	8.0	7.7	7.3	5.3	9.5	9.0
Clear Crystal Purple Shade Avg	PanAmerican Seed	8.7	5.7	7.0	1.3	7.3	5.0	9.0	7.0	8.7	8.0	6.3	5.0	6.7	6.3
Clear Crystal White Average	PanAmerican Seed	9.3	9.0	7.0	3.3	6.7	4.3	9.0	7.3	8.7	8.3	5.3	2.7	3.3	2.3
Easter Bonnet Pink Deep Average	PanAmerican Seed	7.0	3.3	6.7	1.7	7.3	6.7	9.0	7.7	8.3	5.7	6.0	4.7	7.0	6.3
Easter Bonnet Rose Deep Average	PanAmerican Seed	7.7	5.0	6.7	1.0	7.0	4.0	9.0	6.7	6.5	5.0	3.0	2.3	4.0	3.0
Easter Bonnet Violet Average	PanAmerican Seed	7.3	6.3	6.3	1.0	7.0	2.3	8.7	5.3	7.7	5.7	6.3	4.7	6.7	5.7
Easter Bonnet White Average	PanAmerican Seed	8.3	6.0	6.7	1.3	7.7	5.7	9.0	7.0	9.0	8.5	5.0	3.3	4.0	4.3
Snow Princess Average	Proven Winners	10.0	8.3	10.0	8.0	10.0	10.0	10.0	9.7	9.0	10.0	9.0	7.0	10.0	10.0

LOBULARIA STAND AND HEIGHT SUMMARY, SUMMER 2010

			19-May-10	2-Jun-10	15-Jun-10	29-Jun-10	22-Jul-10	25-Aug-10	23-Sep-10		2-Aug-10				
Cultivar	Company	Initial Stand Count	Stand Count	Stand Count	Stand Count	Stand Count	Stand Count	Stand Count	Stand Count		Height (cm)	Width (cm)			
Wonderland Deep Rose New Avg	Benary	6.0	5.7	5.7	5.7	5.7	5.7	3.7	3.3		14.0	56.0			
Wonderland Giga White Average	Benary	6.0	6.0	6.0	5.7	5.7	5.7	5.3	4.3		21.7	85.3			
Wonderland Pastel Pink Average	Benary	5.7	5.7	5.3	5.3	5.3	5.3	4.0	2.7		16.3	71.7			
Wonderland Blue Average	Benary	6.0	5.7	5.3	5.3	5.3	5.3	3.3	3.3		13.0	58.7			
Wonderland Citron Average	Benary	6.0	6.0	6.0	6.0	6.0	6.0	6.0	5.3		21.3	98.7			
Wonderland Copper Average	Benary	6.0	5.3	5.3	5.3	5.7	6.0	5.0	6.0		21.5	82.5			
Wonderland Deep Purple Average	Benary	6.0	5.7	5.7	5.7	5.7	6.0	5.3	6.0		16.0	58.0			
Wonderland Lavender Average	Benary	4.0	4.0	4.0	4.0	4.0	4.0	2.5	2.0		12.5	56.0			
Wonderland Mix Average	Benary	6.0	6.0	5.7	5.7	5.3	5.3	5.0	3.0		18.0	65.7			
Wonderland White Average	Benary	6.0	6.0	6.0	6.0	6.0	6.0	4.0	4.0		14.0	83.0			
Clear Crystal Lavender Shade Avg	PanAmerican Seed	6.0	6.0	6.0	6.0	6.0	6.0	6.0	6.0		27.3	77.7			
Clear Crystal Purple Shade Avg	PanAmerican Seed	6.0	6.0	6.0	6.0	6.0	6.0	6.0	4.0		22.0	78.3			
Clear Crystal White Average	PanAmerican Seed	6.0	6.0	6.0	6.0	6.0	5.7	4.3	3.3		22.7	75.0			
Easter Bonnet Pink Deep Average	PanAmerican Seed	6.0	6.0	6.0	6.0	5.7	5.3	4.3	4.0		15.7	80.7			
Easter Bonnet Rose Deep Average	PanAmerican Seed	6.0	6.0	6.0	6.0	6.0	6.0	1.7	2.0		13.3	48.3			
Easter Bonnet Violet Average	PanAmerican Seed	6.0	6.0	6.0	6.0	6.0	6.0	5.3	4.3		18.7	69.3			
Easter Bonnet White Average	PanAmerican Seed	6.0	6.0	5.3	5.3	5.3	6.0	4.7	4.7		16.3	59.7			
Snow Princess Average	Proven Winners	6.0	6.0	6.0	6.0	6.0	6.0	6.0	6.0		38.0	138.0			

[illegible]

[illegible]

[illegible]

[illegible]



EAST TEXAS ORNAMENTAL PLANT EVALUATIONS
BRENT PEMBERTON, PROFESSOR
TEXAS AGRILIFE RESEARCH, TEXAS A&M UNIVERSITY SYSTEM
TEXAS AGRILIFE RESEARCH AND EXTENSION CENTER
P.O. BOX 200, OVERTON, TX 75684
b-pemberton@tamu.edu
<http://flowers.tamu.edu/>

MISCELLANEOUS SUN PERFORMANCE SUMMARY, SUMMER 2010

MISCELLANEOUS CULTIVAR PERFORMANCE SUMMARY - SUMMER 2010																
Crop	Cultivar	Company	19-May-10		2-Jun-10		17-Jun-10		29-Jun-10		23-Jul-10		26-Aug-10		20-Sep-10	
			Performance Rating	Flower Rating	Performance Rating	Flower Rating	Performance Rating	Flower Rating	Performance Rating	Flower Rating	Performance Rating	Flower Rating	Performance Rating	Flower Rating	Performance Rating	Flower Rating
Ageratum	Garden Leader True Blue	Garden Leader	7	6	9	8	10	9	10	8	9	8	3	1	1	1
Ageratum	Artist Blue	Proven Winners	9	8	10	9	10	10	10	9	10	9	7	7	7	3
Ageratum	Patina Blue	Syngenta Flowers	8	7	10	9	10	8	9	7	9	8	5	1	3	1
Angelonia	AngelMist Spreading Purple Improved	Ball FloraPlant	10	9	10	8	8	2	7	2	10	8	10	8	9	7
Angelonia	Serena Mix	PanAmerican Seed	8	7	10	9	8	2	7	2	10	8	10	8	10	8
Anisodonte	Slightly Strawberry	Proven Winners	7	2	8	2	8	2	7	2	6	1	1	1	1	1
Basil	Garden Leader Lemon Experimental	Grimes	7	1	10	1	10	1	10	5	9	2	7	3	8	1
Basil	Aristotle	Vegetalis	8	1	10	1	10	1	10	1	10	2	2	1	1	1
Celosia	Glorious Red	Benary	7	8	9	10	9	9	7	4	7	4	1	1	1	1
Celosia	Glorious Yellow	Benary	7	8	8	9	8	9	6	2	7	3	3	1	1	1
Celosia	Smart Look Romantica	Benary	8	8	9	9	8	9	6	2	6	5	3	3	2	2
Gaillardia	Arizona Red Shades	Benary	6	1	8	3	8	5	8	5	7	4	5	5	1	1
Helenium	Dakota Gold	PanAmerican Seed	7	6	10	8	9	7	10	8	9	7	7	8	3	3
Iberis	Absolutely Amethyst	Proven Winners	5	1	5	1	5	1	5	1	6	1	5	1	5	1
Juncus	Blue Arrows	PanAmerican Seed	7	1	7	1	8	1	7	1	8	1	7	1	8	1
Juncus	Blue Dart	PanAmerican Seed	6	1	7	1	7	1	7	1	7	1	6	1	6	1
Laurentia	Deja Blue	Proven Winners	6	1	7	1	8	3	9	7	6	5	2	1	1	1
Lavender	Ellagance Snow	Kieft	5	1	5	1	6	1	6	1	6	1	1	1	1	1
Leucanthemum	Daisy May	Proven Winners	7	3	9	7	10	9	10	8	7	3	1	1	1	1

CONTINUED ON NEXT PAGE

MISCELLANEOUS SUN PERFORMANCE SUMMARY, SUMMER 2010 CONTINUED																
			19-May-10		2-Jun-10		17-Jun-10		29-Jun-10		23-Jul-10		26-Aug-10		20-Sep-10	
Crop	Cultivar	Company	Performance Rating	Flower Rating	Performance Rating	Flower Rating	Performance Rating	Flower Rating	Performance Rating	Flower Rating	Performance Rating	Flower Rating	Performance Rating	Flower Rating	Performance Rating	Flower Rating
Lysimachia	Superstition	Proven Winners	7	1	8	3	8	5	8	3	8	5	7	3	8	1
Melampodium	Casino Light Yellow	Takii	8	7	10	8	10	9	10	9	10	9	7	8	7	8
Nierembergia	Augusta Blue Skies	Proven Winners	10	8	10	10	10	9	9	7	9	7	1	1	2	1
Ornamental Pepper	Black Pearl	PanAmerican Seed	7	2	10	4	10	5	10	8	10	9	7	8	8	7
Ornamental Pepper	Purple Flash	PanAmerican Seed	7	2	10	4	10	5	10	8	10	5	10	7	10	6
Penstemon	Carillo Purple Improved	Kieft	7	2	7	4	7	1	6	1	5	1	1	1	1	1
Penstemon	Carillo Rose	Kieft	5	1	7	2	7	1	6	1	6	1	4	1	1	1
Petunia, Standard	Garden Leader Candypops Apricot Vein	Grimes	9	7	10	9	10	8	7	3	7	1	3	2	1	1
Phlox	Intensia Blueberry	Proven Winners	9	8	10	10	10	10	10	10	10	9	7	8	8	9
Phlox	Phloxy Lady Cherry Red	Red Fox by Dummen	10	9	10	9	10	9	10	9	8	8	6	6	6	6
Rhodanthemum	Moondance	Proven Winners	6	6	7	6	6	3	5	2	4	1	1	1	1	1
Sanvitalia	Million Suns	Benary	6	6	7	7	6	2	4	1	2	1	1	1	1	1
Scabiosa	Ritz Blue	Benary	5	2	6	6	5	2	2	2	1	1	1	1	1	1
Scabiosa	Ritz Rose	Benary	5	2	6	5	6	3	5	2	1	1	1	1	1	1
LARGE STATURE ENTRIES																
Alcea	Spring Celebrities Crimson	Takii	7	1	7	1	9	6	9	7	6	6	4	1	1	1
Alcea	Spring Celebrities Lilac	Takii	7	1	8	3	10	8	7	7	5	4	1	1	1	1
Alcea	Spring Celebrities Pink	Takii	7	1	7	1	8	5	9	7	5	2	1	1	1	1
Bracteantha	Dreamtime Jumbo Light Pink	Ball FloraPlant	7	7	8	8	7	7	5	1	1	1	1	1	1	1
Bracteantha	Dreamtime Jumbo Pure White	Ball FloraPlant	7	7	8	8	7	8	5	1	1	1	1	1	1	1
Bracteantha	Dreamtime Jumbo Red Ember	Ball FloraPlant	7	7	7	8	7	8	5	3	1	1	1	1	1	1
CONTINUED ON NEXT PAGE																

CONTINUED ON NEXT PAGE

[illegible][illegible]

[illegible]

MISCELLANEOUS STAND AND HEIGHT SUMMARY, SUMMER 2010
CONTINUED

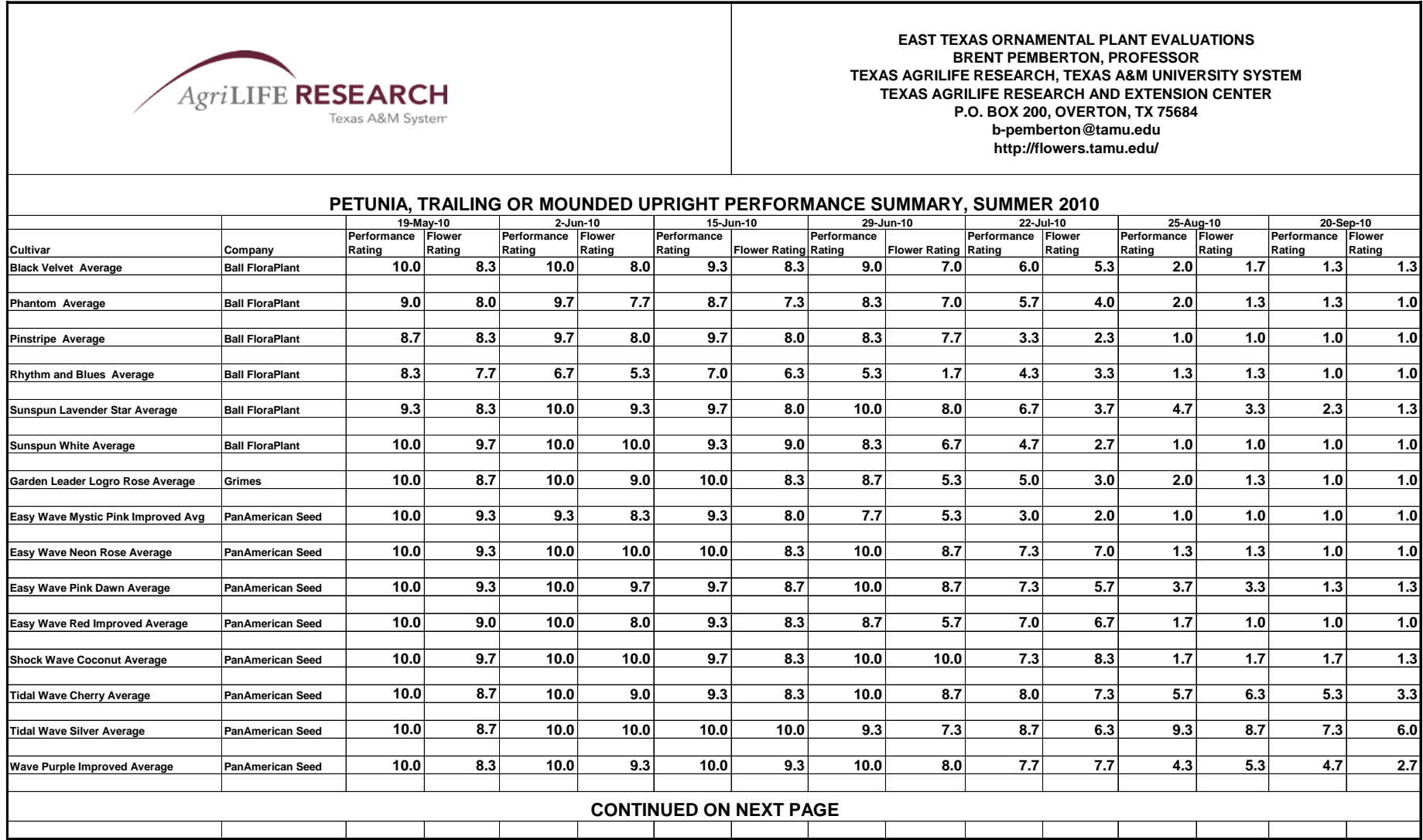
[illegible]

**MISCELLANEOUS STAND AND HEIGHT SUMMARY, SUMMER 2010
CONTINUED**

			Initial Stand Count	19-May-10	2-Jun-10	17-Jun-10	29-Jun-10	23-Jul-10	26-Aug-10	20-Sep-10		19-Aug-10				
Crop	Cultivar	Company		Stand Count	Stand Count	Stand Count	Stand Count	Stand Count	Stand Count	Stand Count		Height (cm)	Width (cm)			
Chrysocephalum	Silver Fox	Ball FloraPlant	10	10	10	10	10	10	0	0		14	165			
Dianthus japonicus			10	10	10	10	10	10	10	9		30	153			
Echinacea	Pow Wow White	PanAmerican Seed	10	10	10	10	10	10	8	7		34	152			
Echinacea	Pow Wow Wild Berry	PanAmerican Seed	10	10	10	10	10	9	7	5		31	156			
Hibiscus	Luau Peach Mai Tai	Proven Winners	10	10	10	10	10	10	10	10		65	179			
Hibiscus	Luau Pink Paki	Proven Winners	10	10	10	10	10	10	10	10		60	192			
Juncus	Javelin	PanAmerican Seed	10	10	10	10	10	10	10	10		45	164			
Mandevilla	Vogue Audrey	Proven Winners	9	9	9	9	9	7	2	0		33	87			
Mandevilla	Rio Deep Red	Syngenta Flowers	9	9	9	9	9	9	7	6		36	150			
Mandevilla	Rio Hot Pink	Syngenta Flowers	9	9	9	9	9	8	6	3		40	146			
Mandevilla	Rio Pink	Syngenta Flowers	9	9	9	9	9	8	8	6		35	142			
Pennisetum	Gracefull Grasses Red Riding Hood	Proven Winners	10	10	10	10	10	10	10	10		130	239			
Portulaca	Duet Candy Stripe	Sakata Elite Propagation	10	10	10	10	10	10	10	10		22	188			
Portulaca	Duet Golden Sunrise	Sakata Elite Propagation	10	10	10	10	10	10	10	10		35	232			
Portulaca	Duet Red on Yellow	Sakata Elite Propagation	10	10	10	10	10	10	10	10		29	163			
Portulaca	Duet Rose Improved	Sakata Elite Propagation	10	10	10	10	10	10	10	10		31	193			
Portulaca	Duet Rose N' Yellow	Sakata Elite Propagation	10	10	10	10	10	10	10	10		30	219			
Salvia	Raider Azure	Texas Tech University	10	10	10	10	10	10	10	10		92	240			
Scaevola	Scala Blue	Red Fox by Dummen	10	10	10	10	10	10	10	10		28	165			
Scaevola	Scala White	Red Fox by Dummen	10	10	10	10	10	10	10	10		17	184			
Hypericum	Ignite Red	Ball FloraPlant	10	10	10	10	10	10	10	10		49	166			
Oenothera elata		Texas Tech University	10	10	10	10	8	8	7	7		136	370			

[illegible]

[illegible]



[illegible][illegible]

PETUNIA, TRAILING OR MOUNDED UPRIGHT STAND AND HEIGHT SUMMARY, SUMMER 2010

[illegible]

PETUNIA, TRAILING OR MOUNDED UPRIGHT STAND AND HEIGHT SUMMARY, SUMMER 2010
CONTINUED

		Initial Stand Count	19-May-10	2-Jun-10	15-Jun-10	29-Jun-10	22-Jul-10	25-Aug-10	20-Sep-10		3-Aug-10				
Cultivar	Company		Stand Count	Stand Count	Stand Count	Stand Count	Stand Count	Stand Count	Stand Count		Height (cm)	Width (cm)			
Supertunia Indigo Charm Average	Proven Winners	6.0	5.7	5.7	5.7	5.7	5.7	2.0	2.0		21.7	172.7			
Supertunia Lavender Skies Average	Proven Winners	6.0	6.0	6.0	6.0	6.0	6.0	6.0	6.0		34.7	209.7			
Supertunia Pretty Much Picasso Avg	Proven Winners	6.0	6.0	6.0	6.0	6.0	6.0	0.0	0.0		18.0	171.3			
Supertunia Sangria Charm Average	Proven Winners	6.0	6.0	6.0	6.0	6.0	6.0	6.0	5.0		25.0	173.7			
Supertunia Vista Bubblegum Average	Proven Winners	6.0	6.0	6.0	6.0	6.0	6.0	6.0	6.0		51.7	245.3			
Supertunia Vista Fuschia Average	Proven Winners	6.0	6.0	6.0	6.0	6.0	6.0	6.0	6.0		33.0	224.3			
Supertunia Vista Raspberry Blast Avg	Proven Winners	6.0	6.0	6.0	6.0	6.0	6.0	5.7	3.3		18.7	174.3			
Supertunia Vista Silverberry Average	Proven Winners	6.0	6.0	6.0	6.0	6.0	6.0	6.0	6.0		45.0	226.0			
Surprise Mandarin Twist Average	Red Fox by Dummen	6.0	6.0	6.0	6.0	6.0	6.0	4.3	2.3		32.7	153.0			
Surprise Yellow Twist Average	Red Fox by Dummen	5.7	5.3	5.3	5.3	5.3	5.3	0.3	0.3		21.5	46.0			
Sweetunia Carmello Average	Red Fox by Dummen	6.0	6.0	6.0	6.0	6.0	6.0	4.3	2.0		23.7	121.7			
Sweetunia Royal Crème 2010 Average	Red Fox by Dummen	6.0	5.7	5.7	5.7	5.7	3.7	0.0	0.0		12.0	93.0			
Sweetunia Soft Pink Morning Average	Red Fox by Dummen	6.0	6.0	6.0	6.0	6.0	6.0	6.0	6.0		34.3	187.3			
Sweetunia Strawberry Morning Avg	Red Fox by Dummen	6.0	6.0	6.0	6.0	6.0	6.0	6.0	4.0		25.3	175.3			
Picnic White Average	Syngenta Flowers	6.0	6.0	6.0	6.0	6.0	6.0	6.0	2.0		33.0	183.7			
Cadenza Rose Red Average	Takaii	6.0	6.0	6.0	6.0	6.0	6.0	6.0	6.0		53.7	238.0			
Opera Supreme Light Blue Average	Takaii	6.0	6.0	6.0	6.0	6.0	5.7	3.3	1.3		25.3	132.7			
Opera Supreme Raspberry Ice Avg	Takaii	6.0	6.0	6.0	6.0	6.0	6.0	3.7	1.7		32.7	186.3			

[illegible][illegible]



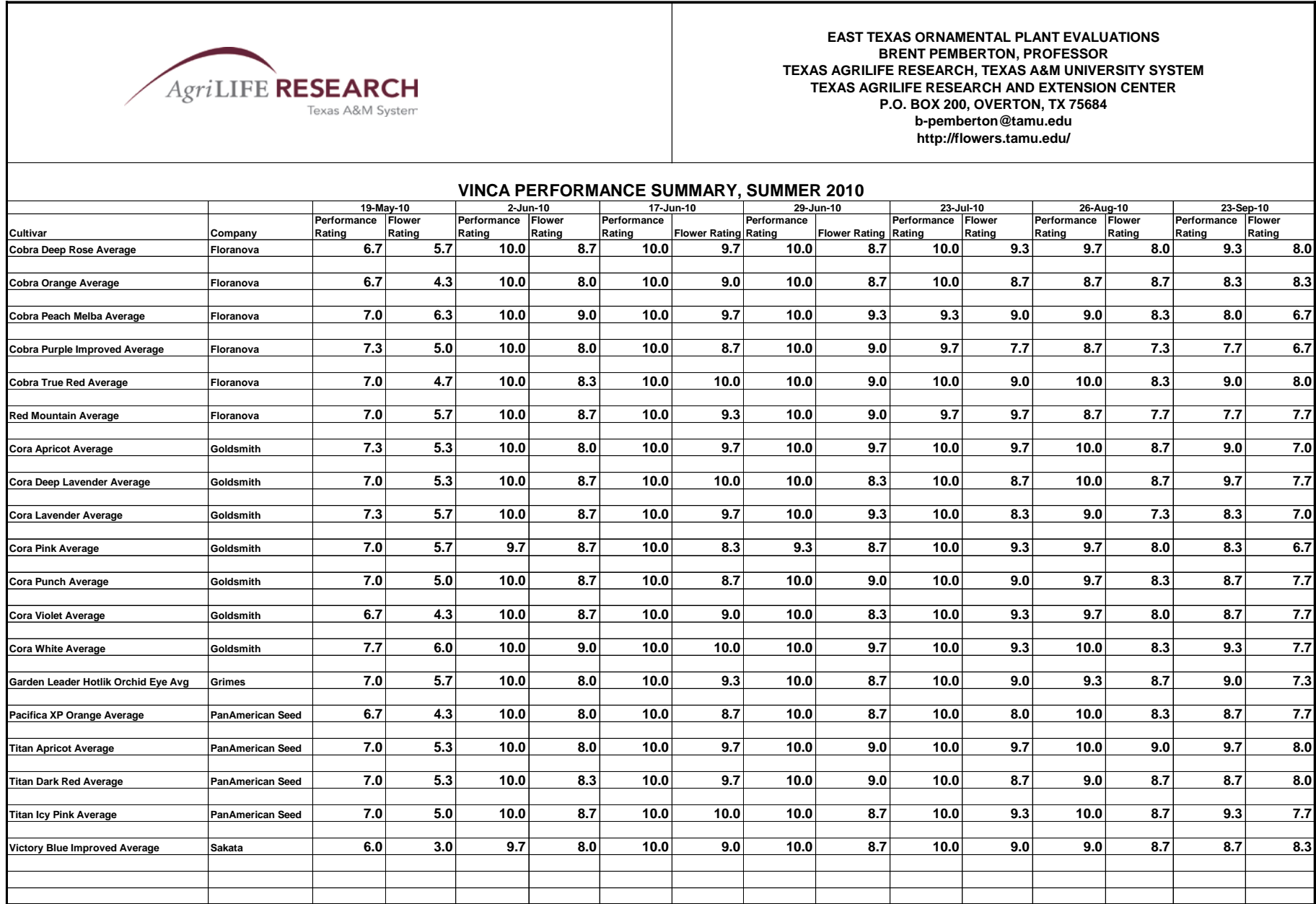
EAST TEXAS ORNAMENTAL PLANT EVALUATIONS
BRENT PEMBERTON, PROFESSOR
TEXAS AGRILIFE RESEARCH, TEXAS A&M UNIVERSITY SYSTEM
TEXAS AGRILIFE RESEARCH AND EXTENSION CENTER
P.O. BOX 200, OVERTON, TX 75684
b-pemberton@tamu.edu
http://flowers.tamu.edu/

VERBENA PERFORMANCE SUMMARY, SUMMER 2010

Cultivar	Company	19-May-10		2-Jun-10		17-Jun-10		29-Jun-10		23-Jul-10		26-Aug-10		23-Sep-10	
		Performance Rating	Flower Rating	Performance Rating	Flower Rating	Performance Rating	Flower Rating	Performance Rating	Flower Rating	Performance Rating	Flower Rating	Performance Rating	Flower Rating	Performance Rating	Flower Rating
Aztec Blue Velvet Average	Ball FloraPlant	8.0	7.0	8.5	5.0	8.0	5.0	9.0	7.0	9.0	6.5	6.5	5.0	5.5	1.0
Empress Midnight Blue Average	Dummen	8.5	7.0	7.5	4.5	8.0	5.5	9.0	7.0	6.5	4.0	4.5	2.5	2.5	1.0
Empress Red Average	Dummen	9.0	7.5	7.5	4.5	8.0	5.5	9.5	7.5	7.0	5.5	3.5	1.5	1.5	1.0
Empress Soft Pink Average	Dummen	8.0	6.0	9.0	7.0	9.0	7.0	9.5	7.5	9.5	7.5	7.5	6.0	5.0	1.0
Superbena Coral Red Improved Avg	Proven Winners	9.5	7.5	7.0	2.5	8.0	5.5	10.0	8.5	10.0	8.5	7.5	5.0	4.0	1.5
Superbena Royal Chambray Avg	Proven Winners	9.0	7.5	9.5	7.5	9.0	7.0	10.0	9.5	10.0	8.5	8.0	5.5	4.5	2.0
Empress Burgundy Average	Red Fox by Dummen	8.0	7.0	7.5	3.5	7.0	4.0	8.0	6.5	8.0	6.0	6.0	3.5	3.0	1.0
Empress Dark Red Average	Red Fox by Dummen	8.5	8.0	8.0	6.0	8.0	5.0	9.5	9.0	8.0	6.0	5.0	2.0	1.5	1.0
Empress Strawberry Average	Red Fox by Dummen	7.5	5.0	7.0	4.0	8.0	5.0	9.5	7.5	8.5	6.5	7.0	3.0	4.0	1.0
Lanai Bright Eye Average	Syngenta Flowers	7.0	4.5	8.5	5.5	7.5	5.0	10.0	8.5	9.5	8.5	4.0	4.0	2.0	1.5

VERBENA STAND AND HEIGHT SUMMARY, SUMMER 2010

Cultivar	Company	Initial Stand Count	19-May-10	2-Jun-10	17-Jun-10	29-Jun-10	23-Jul-10	26-Aug-10	23-Sep-10	18-Aug-10					
			Stand Count	Stand Count	Stand Count	Stand Count	Stand Count	Stand Count	Stand Count						
Aztec Blue Velvet Average	Ball FloraPlant	6.0	6.0	6.0	6.0	6.0	6.0	6.0	6.0	28.5					
Empress Midnight Blue Average	Dummen	5.5	5.0	5.0	5.0	5.0	5.0	5.0	2.5	21.0					
Empress Red Average	Dummen	6.0	6.0	6.0	6.0	6.0	6.0	6.0	2.0	27.0					
Empress Soft Pink Average	Dummen	6.0	6.0	6.0	6.0	6.0	6.0	6.0	6.0	32.5					
Superbena Coral Red Improved Avg	Proven Winners	6.0	6.0	6.0	6.0	6.0	6.0	6.0	6.0	41.0					
Superbena Royal Chambray Avg	Proven Winners	6.0	6.0	6.0	6.0	6.0	6.0	6.0	6.0	27.0					
Empress Burgundy Average	Red Fox by Dummen	6.0	6.0	6.0	6.0	6.0	6.0	6.0	6.0	26.5					
Empress Dark Red Average	Red Fox by Dummen	6.0	6.0	6.0	6.0	6.0	6.0	5.0	3.5	29.5					
Empress Strawberry Average	Red Fox by Dummen	6.0	6.0	6.0	6.0	6.0	6.0	6.0	6.0	32.5					
Lanai Bright Eye Average	Syngenta Flowers	6.0	6.0	6.0	6.0	6.0	6.0	4.0	2.0	24.5					



VINCA STAND AND HEIGHT SUMMARY, SUMMER 2010

		Initial Stand Count	19-May-10	2-Jun-10	17-Jun-10	29-Jun-10	23-Jul-10	26-Aug-10	23-Sep-10		18-Aug-10				
Cultivar	Company		Stand Count	Stand Count	Stand Count	Stand Count	Stand Count	Stand Count	Stand Count		Height (cm)				
Cobra Deep Rose Average	Floranova	6.0	6.0	6.0	6.0	6.0	6.0	6.0	6.0		60.7				
Cobra Orange Average	Floranova	6.0	6.0	6.0	6.0	6.0	6.0	6.0	6.0		55.0				
Cobra Peach Melba Average	Floranova	6.0	6.0	6.0	6.0	6.0	5.7	5.3	5.3		44.7				
Cobra Purple Improved Average	Floranova	6.0	6.0	6.0	6.0	6.0	5.7	5.7	5.7		49.7				
Cobra True Red Average	Floranova	6.0	6.0	6.0	6.0	6.0	6.0	6.0	6.0		52.7				
Red Mountain Average	Floranova	6.0	6.0	6.0	6.0	6.0	6.0	6.0	6.0		64.7				
Cora Apricot Average	Goldsmith	6.0	6.0	6.0	6.0	6.0	6.0	6.0	6.0		52.0				
Cora Deep Lavender Average	Goldsmith	6.0	6.0	6.0	6.0	6.0	6.0	6.0	6.0		48.3				
Cora Lavender Average	Goldsmith	6.0	6.0	6.0	6.0	6.0	6.0	6.0	6.0		50.3				
Cora Pink Average	Goldsmith	5.7	5.7	5.7	5.7	5.7	5.7	5.7	5.7		52.0				
Cora Punch Average	Goldsmith	6.0	6.0	6.0	6.0	6.0	6.0	6.0	6.0		55.7				
Cora Violet Average	Goldsmith	6.0	6.0	6.0	6.0	6.0	6.0	6.0	6.0		60.0				
Cora White Average	Goldsmith	6.0	6.0	6.0	6.0	6.0	6.0	6.0	6.0		53.7				
Garden Leader Hotlik Orchid Eye Avg	Grimes	6.0	6.0	6.0	6.0	6.0	6.0	5.7	5.7		43.7				
Pacifica XP Orange Average	PanAmerican Seed	6.0	6.0	6.0	6.0	6.0	6.0	6.0	6.0		54.7				
Titan Apricot Average	PanAmerican Seed	6.0	6.0	6.0	6.0	6.0	6.0	6.0	6.0		51.7				
Titan Dark Red Average	PanAmerican Seed	6.0	6.0	6.0	6.0	6.0	6.0	6.0	6.0		59.3				
Titan Icy Pink Average	PanAmerican Seed	6.0	6.0	6.0	6.0	6.0	6.0	6.0	6.0		53.7				
Victory Blue Improved Average	Sakata	6.0	6.0	6.0	6.0	6.0	6.0	6.0	6.0		64.7				

[illegible][illegible]



EAST TEXAS ORNAMENTAL PLANT EVALUATIONS
 BRENT PEMBERTON, PROFESSOR
 TEXAS AGRILIFE RESEARCH, TEXAS A&M UNIVERSITY SYSTEM
 TEXAS AGRILIFE RESEARCH AND EXTENSION CENTER
 P.O. BOX 200, OVERTON, TX 75684
 b-pemberton@tamu.edu
 http://flowers.tamu.edu/

CONTAINER (SUN) PERFORMANCE SUMMARY, SUMMER 2010

Crop	Cultivar	Company	3-Jun-10		30-Jun-10		28-Jul-10		1-Sep-10			
			Performance Rating	Flower Rating	Performance Rating	Flower Rating	Performance Rating	Flower Rating	Performance Rating	Flower Rating		
Angelonia	AngelMist Spreading Purple Imp	Ball FloraPlant	8.3	8.0	8.0	4.7	10.0	9.0	8.3	8.0		
Bidens	Goldilocks Rocks	Proven Winners	7.3	5.7	7.7	3.0	8.7	7.3	7.7	4.7		
Bidens	Bidy Gonzales	Red Fox by Dummen	7.5	6.0	7.5	4.0	9.5	8.5	6.5	4.5		
Calibrachoa	Cabaret Cherry Rose Improved	Ball FloraPlant	6.3	5.0	7.3	4.0	6.3	1.3	6.0	1.7		
Calibrachoa	Cabaret Deep Blue	Ball FloraPlant	7.0	6.0	6.3	3.0	6.3	4.0	3.0	1.0		
Calibrachoa	Cabaret Mango Tango	Ball FloraPlant	7.0	7.0	6.3	1.7	7.0	3.7	6.7	6.7		
Calibrachoa	Can-Can Terracotta	Ball FloraPlant	7.0	6.3	6.0	1.0	5.0	3.3	2.3	1.3		
Calibrachoa	Aloha Apricot	Dummen	7.0	6.7	7.0	2.0	7.7	4.3	6.7	4.0		
Calibrachoa	Aloha Midnight Purple 40	Dummen	7.3	7.0	7.0	1.3	6.7	5.7	4.3	1.7		
Calibrachoa	Superbells Blackberry Punch	Proven Winners	1.3	1.0	2.3	1.7	3.0	2.7	2.0	2.0		
Calibrachoa	Superbells Coralberry Punch	Proven Winners	4.0	2.0	6.3	5.7	6.7	5.7	1.7	1.0		
Calibrachoa	Superbells Lavender	Proven Winners	8.7	8.3	7.0	3.0	7.0	2.7	6.3	4.3		
Calibrachoa	Superbells Yellow	Proven Winners	7.0	7.0	4.3	1.3	1.7	1.0	1.0	1.0		
Calibrachoa	Aloha Blue Sky	Red Fox by Dummen	4.3	3.0	4.7	2.0	4.7	3.0	2.0	1.0		
Calibrachoa	Aloha Tiki Soft Pink	Red Fox by Dummen	6.7	6.3	6.7	2.0	6.0	1.3	4.3	1.0		
Calibrachoa	Aloha Yellow Sky	Red Fox by Dummen	6.0	6.3	6.7	3.3	6.0	2.3	3.0	1.0		

CONTINUED ON NEXT PAGE

**CONTAINER (SUN) PERFORMANCE SUMMARY, SUMMER 2010
CONTINUED**

[illegible]

[illegible]

CONTINUED ON NEXT PAGE

CONTAINER (SUN) STAND SUMMARY, SUMMER 2010
CONTINUED

[illegible]

[illegible]

**CONTAINER (PARTIAL SHADE) PERFORMANCE SUMMARY, SUMMER 2010
CONTINUED**

[illegible]

[illegible]

**CONTAINER (PARTIAL SHADE) STAND SUMMARY, SUMMER 2010
CONTINUED**

[illegible]

[illegible][illegible]